

# Accessing State Test Results

Cypress Springs High School students who participated in the Spring 2017 EOC Test Administration have been mailed the STAAR End Of Course score report generated by CFISD. The Texas Education Agency Division of Student Assessment also provides State Test Results online for your reference.

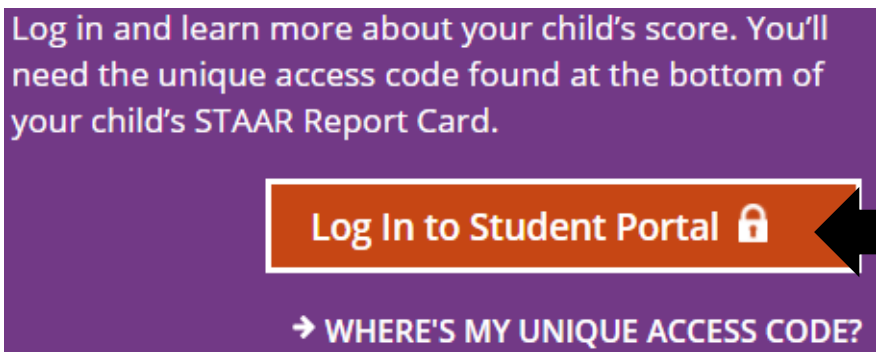
Beginning on June 2, 2017, scores can be accessed through the Texas Assessment Data Portal.

**IF YOU HAVE STUDENT'S ACCESS CODE, complete the following steps:**

Step 1: Visit website <https://www.texasassessment.com/>



Step 2: Click on "Login to Student Portal"



Step 3: Enter Access Code located on student's STAAR Report Card. Enter the student's date of birth and press "Go".

Enter access code and student date of birth:

**IF YOU DO NOT HAVE STUDENT'S ACCESS CODE, you will need to go through the CFISD Home Access Center. If you do not have a Home Access Center Account, please complete and submit the "Request for Home Access Center Form" to the school's receptionist. Form can be found at <http://www.cfid.net/en/parents-students/academics/grades-hac/> Then complete the following steps:**

Step 1: Login to the Home Access Center - <https://home-access.cfid.net/HomeAccess>

Please enter your account information for Home Access Center.

Select a District:

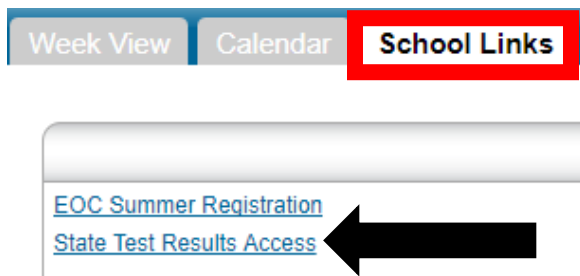
User Name:

Password:

[Forgot My Username or Password](#)

Login

Step 2: Choose the "School Links" tab and click on "State Test Results Access"



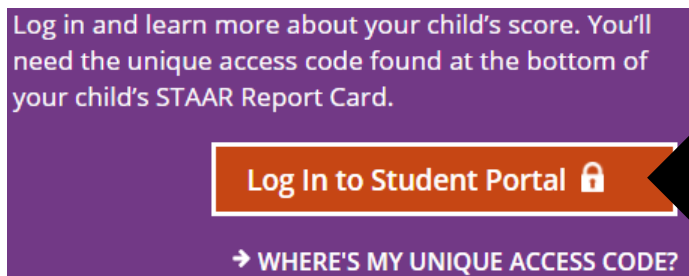
Step 3: Copy your UNIQUE ACCESS CODE displayed on the following screen. Click on the [www.texasassessment.com](http://www.texasassessment.com) link.



Student:  
Unique Access Code:

Parents and Students: Please make note of the access code above. You can use this access code to find scores on the Student Portal here: [www.texasassessment.com](http://www.texasassessment.com).  
If you do not see a code, you may contact your child campus.

Step 5: Click on "Login to Student Portal"



Step 6: Enter Unique Access Code previously retrieved. Enter the student's date of birth and press "Go".

Enter access code and student date of birth:

Access Code

Month  Day  Year

Go

<u>Old Performance Label</u>	<u>New Performance Label</u>	<u>What does that mean?</u>
Level III: Advanced Academic Performance	Masters Grade Level	Pass
Final Level II: Satisfactory Academic Performance	Meets Grade Level	Pass
Phase-in Level II: Satisfactory Academic Performance	Approaches Grade Level	Pass
Level I: Unsatisfactory Academic Performance	Did Not Meet Grade Level	Fail