

# INSTRUCCIONES PARA CREAR UN CUENTA EN EL SISTEMA DE SCHOOL CASH PARA ESTUDIANTES

## OPCIÓN 1:


Puede acceder a School Cash en línea visitando el siguiente enlace:

<https://cypress-fairbanksisd.schoolcashonline.com>

## OPCIÓN 2:

Puede acceder a School Cash en línea visitando la página principal de su escuela, de la siguiente manera:

**Paso 1:** Inicie sesión en el Portal para Padres de Cash School (**mirar flecha roja abajo**):



### News

**Bridgeland coaches, athletes end SAC camp with sense of accomplishment, anticipation for school year**  
AUG. 1, 2017

**Bridgeland pole vaulter to compete in USATF Junior Olympics**  
JUL. 23, 2017

**New Student Orientation - Monday, Aug. 21**  
JUL. 18, 2017

**Tour Bridgeland High School**  
MAY. 30, 2017

**Bridgeland HS welcomes Orchestra Director, Mrs. LeBlanc**  
MAY. 8, 2017

### Calendar

**Professional Day (Student Holiday)**  
AUG. 14 - AUG. 25

**Board Meeting - isc**  
AUG. 14, 6:00 PM - 8:00 PM

**New Student Registration**  
AUG. 15 - AUG. 18, 8:00 AM - 3:00 PM

**New Student Orientation - (A-L)**  
AUG. 21, 6:00 PM - 7:55 PM

**New Student Orientation (M-Z)**  
AUG. 21, 7:00 PM - 8:55 PM

[More Events >](#)



**SchoolCashOnline**  
Click Here to Pay Online  
KEVGROUP



## INSTRUCCIONES PARA CREAR UN CUENTA EN EL SISTEMA DE SCHOOL CASH PARA ESTUDIANTES

**Paso 2:** Hacer clic en el botón "Get Started Today (Comenzar hoy—**mirar flecha roja abajo**)":

**CFISD** Cypress-Fairbanks Independent School District

0 items in [cart](#) [Checkout](#)

Select Language [Powered by Google Translate](#)

**School Cash Online** [HOME](#) [ITEMS](#) [ABOUT US](#) [SUPPORT](#)

**Paying for school items just got easier!**  
Sign up to get started today.

**What is School Cash Online?**  
School Cash Online is an easy to use and safe way to pay for your children's school fees.  
[Learn more](#)

**Get Started Today** **our Account**

**Best In Class Security Gives You The Best Protection**

**CSAE 3416** **PCI** **SSAE 16**  
Certified Compliant Certified

**About KEV Group:**  
Over the past 18 years, KEV has helped over 6,600 schools manage their cash in the easiest way possible.  
[Learn More About Us](#)

**How Does This Work?**  
It's simple! Just follow the 4 easy steps to make payments. Then see your payment history and receive receipts via email.  
[Read More](#)

**Why Use School Cash Online?**

- Convenient** Make secure payments 24/7 from the comfort of your home
- Easy To Use** Online shopping with various payment methods
- Safe** Your child won't be carrying cash or checks to and from school
- Saves Time** Manage your school expenses and view payment history in one place

[Home](#) | [About Us](#) | [Support](#) | [Sign Up](#) | [Privacy Policy](#) | [Terms and Conditions](#) | [Security Policy](#) | [Refund Policy](#) 2-4-549.6122

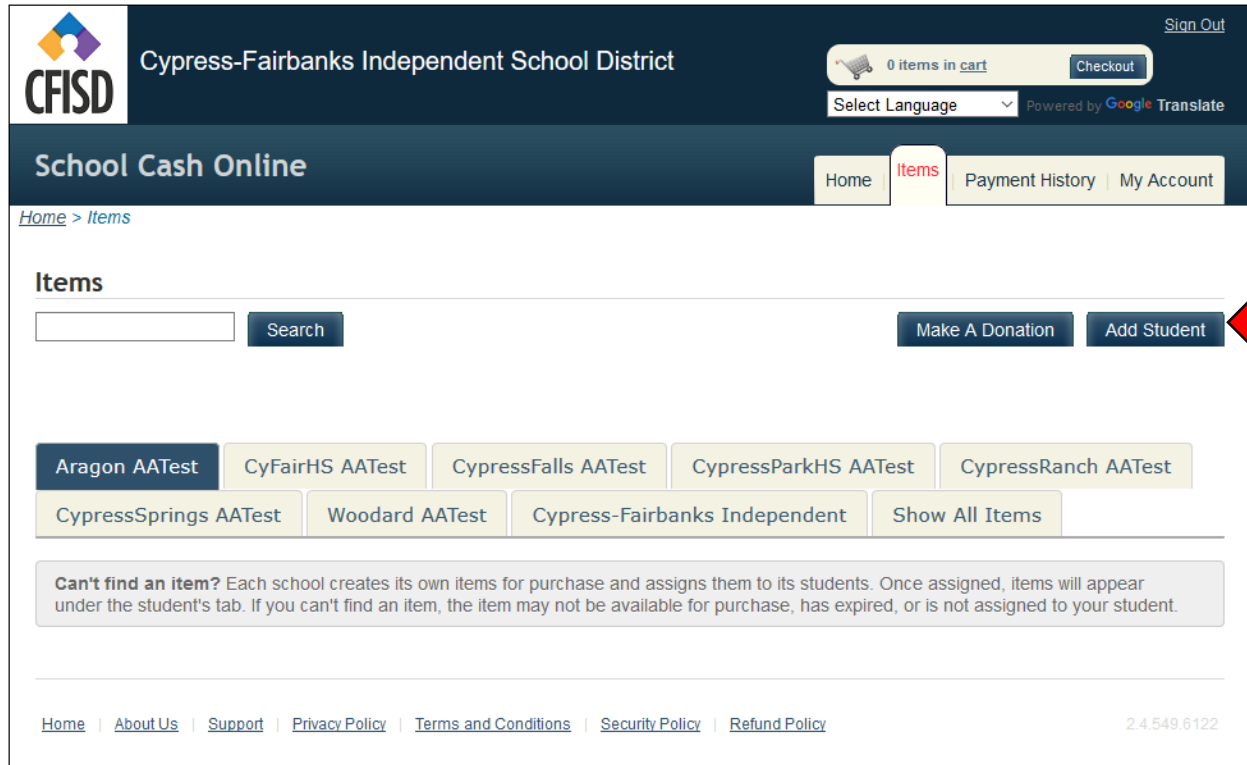
**Paso 3:** Completar el registro

- Nombre y Apellido
- Teléfono, dirección y correo electrónico
- Contraseña, Pregunta de seguridad y Seleccionar si Notificaciones por correo electrónico (recomendado)

## INSTRUCCIONES PARA CREAR UN CUENTA EN EL SISTEMA DE SCHOOL CASH PARA ESTUDIANTES

**Paso 4:** School Cash le enviara un correo electrónico de confirmación para finalizar la creación de su nueva cuenta. Puede estar en en el folder Spam o Clutter, así que asegúrese de verificar allí. Esto completará tu creación de su nueva cuenta.

**Paso 5:** Agregar Estudiante (**mirar flecha roja abajo**)



The screenshot shows the 'School Cash Online' interface for the Cypress-Fairbanks Independent School District. The top navigation bar includes 'Home', 'Items', 'Payment History', and 'My Account'. Below the navigation bar, there is a search bar and buttons for 'Make A Donation' and 'Add Student'. A red arrow points to the 'Add Student' button. The page also displays a list of schools and a footer with links to 'Home', 'About Us', 'Support', 'Privacy Policy', 'Terms and Conditions', 'Security Policy', and 'Refund Policy'.

## INSTRUCCIONES PARA CREAR UN CUENTA EN EL SISTEMA DE SCHOOL CASH PARA ESTUDIANTES

**Paso 6:** Ingrese la información del estudiante en el formato correcto:

- No se requiere identificación del estudiante
- Asegúrese de que el nombre y el apellido se ingresen de la misma manera que el estudiante se registró en la escuela
- No es necesario escribir los segundos nombres
- Asegúrese de que la fecha esté en el formato correcto (mm / dd / aaaa)

The screenshot shows the 'Add Student' form in the School Cash Online system. The form is titled 'Add Student' and includes a red asterisk indicating required fields. The form is divided into three sections:

- 1. Type in the School Board name and select one from the list**  
Cypress-Fairbanks Independent School District  
 Change school board name.
- 2. Select a school**  
Cypress Ranch High School
- 3. Enter student information**  
Student Number:  (with a blue question mark icon)  
 I don't have the student number.  
First Name: CypressRanch \*  
Last Name: AATest \*  
Birth Date: 01/01/2001 \*  
Date format: mm/dd/yyyy

Red arrows point to the School dropdown, the First Name, Last Name, and Birth Date fields, and the Confirm button.

[Home](#) | [About Us](#) | [Support](#) | [Privacy Policy](#) | [Terms and Conditions](#) | [Security Policy](#) | [Refund Policy](#) 2.4.549.6122

La imagen de arriba muestra la información de un estudiante como ejemplo:

Nombre: CypressRanch

Apellido: AATest

# INSTRUCCIONES PARA CREAR UN CUENTA EN EL SISTEMA DE SCHOOL CASH PARA ESTUDIANTES

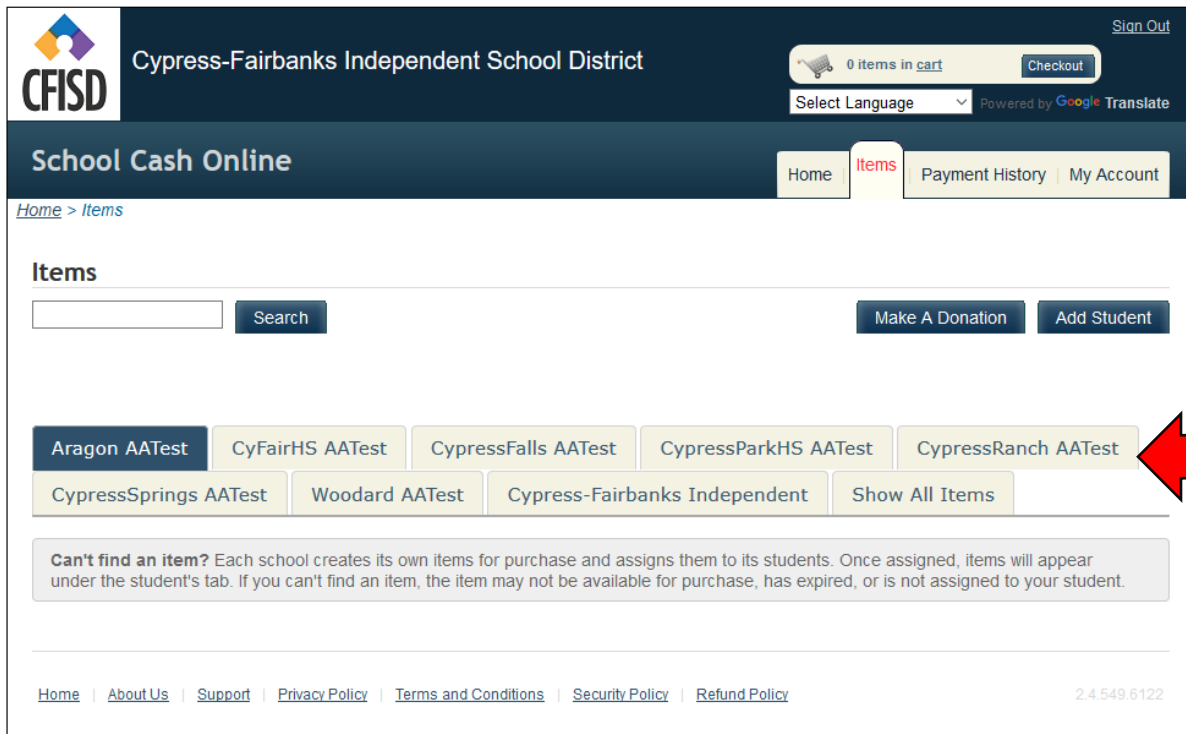
## Paso 7: Seleccionar el tipo de relación adecuada:

- Madre
- Padre, etc.

The screenshot shows the 'Add Student' page on the School Cash Online system. At the top, the Cypress-Fairbanks Independent School District logo is visible, along with a shopping cart icon showing '0 items in cart' and a 'Checkout' button. A language selection dropdown is set to 'Select Language' and is powered by Google Translate. The page title is 'School Cash Online' with navigation links for 'Home', 'Items', 'Payment History', and 'My Account'. The breadcrumb trail is 'Home > My Account > Add Student'. The main heading is 'Add Student' with a red asterisk indicating a required field. Below this, the section 'Confirm student information' displays the student's details: 'CypressRanch AATest', 'Student Number: CRH012', and 'Cypress Ranch High School (Cypress-Fairbanks Independent School District)'. A text box contains the statement: 'I certify that I am related to this student, that I am selecting this student in order to pay a fee, and legally entitled to view information about this student.' Below this is a checked checkbox labeled 'Agree \*'. A dropdown menu for 'Relationship' is open, showing options: 'Select relationship...', 'Mother', 'Father', 'Immediate Family', 'Grandparent', and 'Other'. A dark blue 'Continue' button is positioned to the right of the dropdown. Three red arrows point to the 'Agree \*' checkbox, the 'Relationship' dropdown, and the 'Continue' button. At the bottom, there are links for 'Privacy Policy', 'Terms and Conditions', 'Security Policy', and 'Refund Policy', along with the number '2.4.549.6122'.

## INSTRUCCIONES PARA CREAR UN CUENTA EN EL SISTEMA DE SCHOOL CASH PARA ESTUDIANTES

**Paso 8:** Confirmar que el alumno aparece (ejemplo: CypressRAnch AATest—**mirar flech roja abajo**)



The screenshot shows the 'School Cash Online' interface for Cypress-Fairbanks Independent School District. The top navigation bar includes the CFISD logo, the district name, a shopping cart with '0 items in cart', a 'Checkout' button, a language selection dropdown, and a 'Powered by Google Translate' notice. The main navigation bar has 'Home', 'Items', 'Payment History', and 'My Account' tabs. Below the navigation, there is a search bar and buttons for 'Make A Donation' and 'Add Student'. A grid of school tabs is displayed, including 'Aragon AATest', 'CyFairHS AATest', 'CypressFalls AATest', 'CypressParkHS AATest', 'CypressRanch AATest', 'CypressSprings AATest', 'Woodard AATest', and 'Cypress-Fairbanks Independent'. A red arrow points to the 'CypressRanch AATest' tab. Below the tabs is a message box: 'Can't find an item? Each school creates its own items for purchase and assigns them to its students. Once assigned, items will appear under the student's tab. If you can't find an item, the item may not be available for purchase, has expired, or is not assigned to your student.' The footer contains links for 'Home', 'About Us', 'Support', 'Privacy Policy', 'Terms and Conditions', 'Security Policy', and 'Refund Policy', along with the number '2.4.549.6122'.

- Cada estudiante tendrá su propio tabulario (Tab)
- El tabulario “Independiente de Cypress-Fairbanks” es para elementos del distrito tales como lecciones privadas de música
- Por privacidad, los tabularios en esta imagen no son verdaderos nombres de estudiantes

**Paso 8:** Confirmar la informacion del estudiante.