

## CREATING A SCHOOL CASH PROFILE

### OPTION 1:


You may access School Cash online by visiting the link below:

<https://cypress-fairbanksisd.schoolcashonline.com>

### OPTION 2:

You may access School Cash online by visiting your school's homepage, as follows:

**Step 1:** Login to School Cash Parent Portal:



### News

**Bridgeland coaches, athletes end SAC camp with sense of accomplishment, anticipation for school year**  
AUG. 1, 2017

**Bridgeland pole vaulter to compete in USATF Junior Olympics**  
JUL. 23, 2017

**New Student Orientation - Monday, Aug. 21**  
JUL. 18, 2017

**Tour Bridgeland High School**  
MAY. 30, 2017

**Bridgeland HS welcomes Orchestra Director, Mrs. LeBlanc**  
MAY. 8, 2017

### Calendar

**Professional Day (Student Holiday)**  
AUG. 14 - AUG. 25

**Board Meeting - isc**  
AUG. 14, 6:00 PM - 8:00 PM

**New Student Registration**  
AUG. 15 - AUG. 18, 8:00 AM - 3:00 PM


**New Student Orientation - (A-L)**  
AUG. 21, 6:00 PM - 7:55 PM

**New Student Orientation (M-Z)**  
AUG. 21, 7:00 PM - 8:55 PM

[More Events >](#)



**SchoolCashOnline**  
Click Here to Pay Online  
KEVGROUP



## CREATING A SCHOOL CASH PROFILE

**Step 2:** Click on the “Get Started Today” Button:

**CFISD** Cypress-Fairbanks Independent School District

0 items in cart Checkout

Select Language Powered by Google Translate

School Cash Online HOME ITEMS ABOUT US SUPPORT

Paying for school items just got easier!  
Sign up to get started today.

**What is School Cash Online?**  
School Cash Online is an easy to use and safe way to pay for your children's school fees.  
[Learn more](#)

**Get Started Today** **My Account**

**Best In Class Security Gives You The Best Protection**

**CSAE 3416** Certified **PCI** Compliant **SSAE 16** Certified

**Why Use School Cash Online?**

- Convenient** Make secure payments 24/7 from the comfort of your home
- Easy To Use** Online shopping with various payment methods
- Safe** Your child won't be carrying cash or checks to and from school
- Saves Time** Manage your school expenses and view payment history in one place

**About KEV Group:**  
Over the past 18 years, KEV has helped over 6,600 schools manage their cash in the easiest way possible.  
[Learn More About Us](#)

**How Does This Work?**  
It's simple! Just follow the 4 easy steps to make payments. Then see your payment history and receive receipts via email.  
[Read More](#)

Home | About Us | Support | Sign Up | Privacy Policy | Terms and Conditions | Security Policy | Refund Policy 24.549.6122

**Step 3:** Complete Registration

Tab 1: First Name and Last Name

Tab 2: Phone, Address, and Email

Tab 3: Password, Security Question, and Select if Email Notifications (recommended)

**Step 4:** Check your email inbox for confirmation email to finalize profile creation. It may be in Spam or Clutter, so be sure to check there. This will complete your profile creation

# CREATING A SCHOOL CASH PROFILE

## Step 5: Add Student

**CFISD** Cypress-Fairbanks Independent School District Sign Out

0 items in cart Checkout

Select Language Powered by Google Translate

### School Cash Online

Home **Items** Payment History My Account

[Home](#) > [Items](#)

#### Items

Search Make A Donation Add Student

Aragon AATest CyFairHS AATest CypressFalls AATest CypressParkHS AATest CypressRanch AATest  
CypressSprings AATest Woodard AATest Cypress-Fairbanks Independent Show All Items

**Can't find an item?** Each school creates its own items for purchase and assigns them to its students. Once assigned, items will appear under the student's tab. If you can't find an item, the item may not be available for purchase, has expired, or is not assigned to your student.

[Home](#) | [About Us](#) | [Support](#) | [Privacy Policy](#) | [Terms and Conditions](#) | [Security Policy](#) | [Refund Policy](#) 2.4.549.6122



## CREATING A SCHOOL CASH PROFILE

### Step 6: Enter Student Information in Correct Format:


- Student ID is not required
- Ensure First and Last name are entered in the same way the student was registered
- Middle names are not used
- Ensure Date is in correct format (mm/dd/yyyy)
- If you are a campus staff member, you will add yourself as a “student” and use your name and date of birth to add yourself as a “student”


**Add Student** \* indicates a required field


1. Type in the School Board name and select one from the list  
Cypress-Fairbanks Independent School District  
 Change school board name.



2. Select a school   
Cypress Ranch High School 


3. Enter student information

Student Number    
 I don't have the student number.

First Name  \* 

Last Name  \* 

Birth Date   \*   
Date format: mm/dd/yyyy

 [Add Student](#)

[Home](#) | [About Us](#) | [Support](#) | [Privacy Policy](#) | [Terms and Conditions](#) | [Security Policy](#) | [Refund Policy](#) 2.4.549.6122

The image above shows a test student with the name of

First Name: CypressRanch

Last Name: AATest

## CREATING A SCHOOL CASH PROFILE

### Step 7: Select the Appropriate Relationship Type:

- If you are a campus staff member, please select "Other"

**CFISD** Cypress-Fairbanks Independent School District Sign Out

0 items in cart Checkout

Select Language Powered by Google Translate

### School Cash Online

Home | Items | Payment History | **My Account**

[Home](#) > [My Account](#) > [Add Student](#)

#### Add Student \* indicates a required field

**Confirm student information**

CypressRanch AATest  
Student Number: CRH012  
Cypress Ranch High School (Cypress-Fairbanks Independent School District)

I certify that I am related to this student, that I am selecting this student in order to pay a fee, and legally entitled to view information about this student.

Agree \*

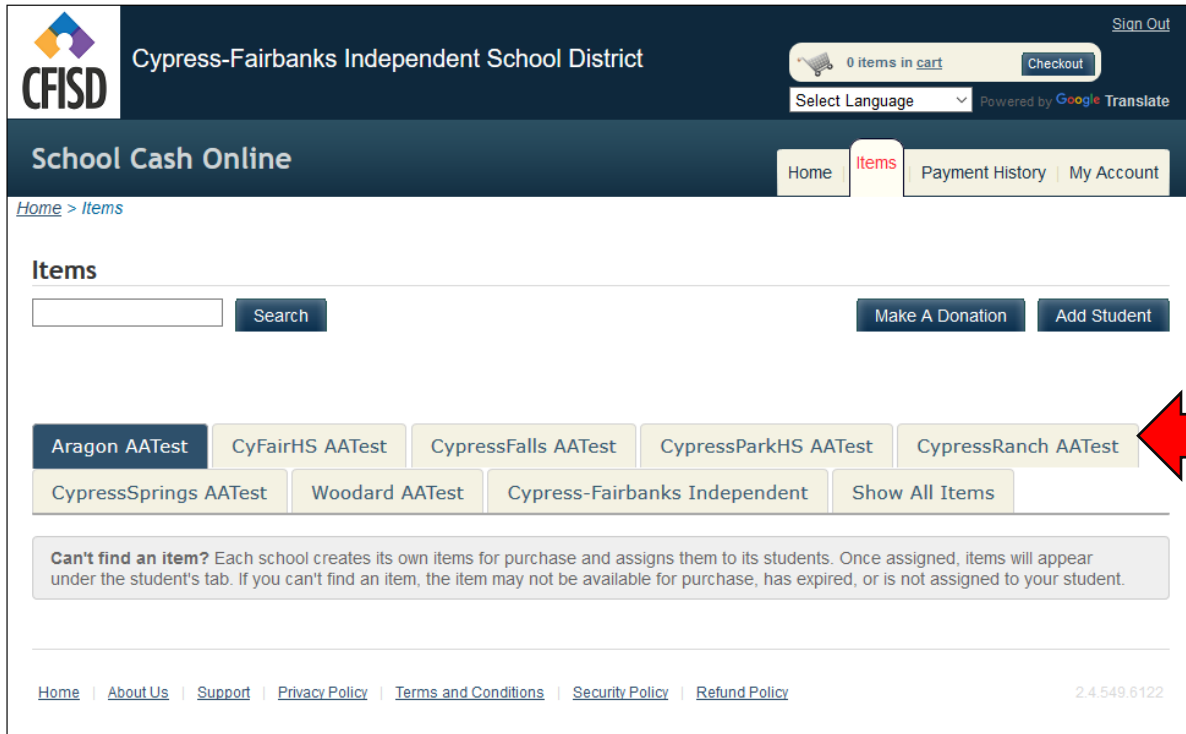
Relationship  
Select relationship...  
Select relationship...  
Mother  
Father  
Immediate Family  
Grandparent  
**Other**

[Privacy Policy](#) | [Terms and Conditions](#) | [Security Policy](#) | [Refund Policy](#) 2.4.549.6122

**Continue**

## CREATING A SCHOOL CASH PROFILE

### Step 8: Confirm Student is on Profile



The screenshot shows the 'School Cash Online' interface for Cypress-Fairbanks Independent School District. The top navigation bar includes the CFISD logo, the district name, a shopping cart with '0 items in cart', a 'Checkout' button, a language selection dropdown, and a 'Sign Out' link. The main navigation bar has 'Home', 'Items', 'Payment History', and 'My Account' tabs. The 'Items' section features a search bar, 'Make A Donation', and 'Add Student' buttons. Below these are tabs for various schools: Aragon AATest, CyFairHS AATest, CypressFalls AATest, CypressParkHS AATest, CypressRanch AATest, CypressSprings AATest, Woodard AATest, Cypress-Fairbanks Independent, and Show All Items. A red arrow points to the 'CypressRanch AATest' tab. A message box states: 'Can't find an item? Each school creates its own items for purchase and assigns them to its students. Once assigned, items will appear under the student's tab. If you can't find an item, the item may not be available for purchase, has expired, or is not assigned to your student.' The footer contains links for Home, About Us, Support, Privacy Policy, Terms and Conditions, Security Policy, and Refund Policy, along with the number 2.4.549.6122.

- Each student will have its own tab
- The Cypress-Fairbanks Independent tab is for district items such as Private Music Lessons
- For testing and privacy purposes the tabs above all list “students” which are the test students from several different campuses